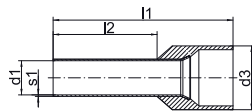


Insulated cable end-sleeves to DIN, with Easy-Entry



- ▶ For fine and superfine stranded conductors, e.g. to EN 60228 Cl. 5 and 6
- ▶ Easy-Entry insulation for splice-free cable insertion
- ▶ Halogen-free

Characteristics

- Colour-coding and tube dimension to DIN 46228, part 4
- Heat resistant to 105 °C

Material

- Cu-DHP
- Synthetic material: polypropylene

Surface

- Tin-plated to protect against corrosion

Technical instructions

- Tool: see page 1.134
- You will find further information on the cable descriptions in the technical appendix, page i-6

Additional information

- * = not standardised
- *** = quantities in one bag

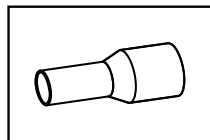
Nominal cross section mm ²	Part No.	Colour	Hint	Dimension mm					Weight/ 1000 pcs. ~ kg	Packing unit/ pcs
				d1	d3	l1	l2	s1		
0.5	4696	□		1.0	3.1	12	6	0.15	0.070	1000
	4698	□		1.0	3.1	14	8	0.15	0.070	1000
	GR4698	□	***	1.0	3.1	14	8	0.15	0.070	500
	46910	□		1.0	3.1	16	10	0.15	0.085	1000
0.75	4706	■		1.2	3.3	12	6	0.15	0.080	1000
	4708	■		1.2	3.3	14	8	0.15	0.080	1000
	GR4708	■	***	1.2	3.3	14	8	0.15	0.080	500
	47010	■		1.2	3.3	16	10	0.15	0.100	1000
1	47012	■		1.2	3.3	18	12	0.15	0.105	1000
	4716	■		1.4	3.5	12	6	0.15	0.090	1000
	4718	■		1.4	3.5	14	8	0.15	0.100	1000
	GR4718	■	***	1.4	3.5	14	8	0.15	0.100	500
1.5	47110	■		1.4	3.5	16	10	0.15	0.120	1000
	47112	■		1.4	3.5	18	12	0.15	0.125	1000
	4726	■	*	1.7	4.0	12	6	0.15	0.105	1000
	4728	■		1.7	4.0	14	8	0.15	0.110	1000
2.5	GR4728	■	***	1.7	4.0	14	8	0.15	0.110	500
	47210	■		1.7	4.0	16	10	0.15	0.130	1000
	47212	■		1.7	4.0	18	12	0.15	0.150	1000
	47218	■		1.7	4.0	24	18	0.15	0.190	1000
4	4738	■		2.2	4.7	14	8	0.15	0.150	1000
	GR4738	■	***	2.2	4.7	14	8	0.15	0.150	500
	47312	■		2.2	4.7	18	12	0.15	0.200	1000
6	47318	■		2.2	4.7	24	18	0.15	0.250	1000
	47410	■		2.8	5.4	17	10	0.20	0.210	100
	47412	■		2.8	5.4	20	12	0.20	0.250	100
10	47418	■		2.8	5.4	26	18	0.20	0.320	100
	47512	■		3.5	6.9	20	12	0.20	0.350	100
10	47518	■		3.5	6.9	26	18	0.20	0.460	100
	47612	■		4.5	8.4	22	12	0.20	0.450	100
10	47618	■		4.5	8.4	28	18	0.20	0.650	100

See next page



Insulated cable end-sleeves to DIN, with Easy-Entry

Nominal cross section mm ²	Part No.	Colour	Hint	Dimension mm					Weight/ 1000 pcs. ~ kg	Packing unit/ pcs
				d1	d3	l1	l2	s1		
16	47712	■		5.8	9.6	24	12	0.20	0.650	100
	47718	■		5.8	9.6	28	18	0.20	0.800	100
25	47816	■		7.3	12.0	30	16	0.20	1.600	50
	47818	■		7.3	12.0	30	18	0.20	1.700	50
	47822	■		7.3	12.0	36	22	0.20	2.000	50
35	47916	■		8.3	13.5	30	16	0.20	1.900	50
	47918	■		8.3	13.5	30	18	0.20	2.100	50
	47925	■		8.3	13.5	39	25	0.20	2.500	50
50	48020	■		10.3	16.0	36	20	0.30	3.300	50
	48025	■		10.3	16.0	40	25	0.30	3.600	50
70	48121	■	*	13.5	17.2	37	21	0.40	4.620	25
95	48225	■	*	14.5	19.2	44	25	0.40	6.000	25
120	48327	■	*	16.7	21.4	48	27	0.45	7.850	25
150	48432	■	*	19.5	25.0	58	32	0.50	12.330	25

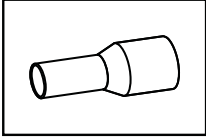


Tool application chart

Cable end-sleeves to DIN 46228, part 1 and DIN 46228, part 4 Insulated cable end-sleeves for short circuit resistant conductors

Part 1 of 2

Tool type	Crimping range corresponds to nominal cross-section mm ²	Crimping Tool		Catalogue page		Crimp profile
		Part No.	Crimping head / adapter	Crimping Tool	Crimping die	
Mechanical crimping tools	0,08 - 10	K303		2.9		◇
	0,08 - 16	K306K		2.10		◇
		K304K		2.9		◇
	0,14 - 10	K3014K		2.10		◇
		K3016K		2.11		◇
		K32		2.8		□
	0,14 - 2,5	K48		2.7		□
	0,5 - 2,5	K4		2.6		∩
	0,5 - 6	K36		2.8		□
	0,5 - 16	K3		2.6		∩
	10 - 35	K35		2.7		∩
	25 - 50	K05WF50		2.18	2.18	◇
	50 - 95	K05WF95		2.18	2.18	◇
Mechanical, electrical, pneumatic crimping tools with interchangeable die / head	0,5 - 6	K507		2.22		◇
	0,5 - 50	K507WF		2.22		◇
		K50		2.23	2.82	◇
		EKWF50ML		6.5	2.82	◇
		EK50ML		6.6	2.82	◇
	10 - 50	K354		2.24	2.86	∩
	25 - 240	K22		2.26	2.90	◇
Hand hydraulic crimping tools	25 - 240	HK6022		2.56	2.90	◇
		HK12030		2.60	2.94	◇
		HK12042		2.62	2.94	◇
		HK120U		2.64	2.94	◇
Battery powered crimping tools	6 - 120	EKWF120ML		2.31		◇
	10 - 50	EK354ML		2.32	2.86	∩
		EK354		2.36	2.86	∩
	25 - 240	EKM6022		2.38	2.90	◇
		EK6022		2.40	2.90	◇
		EK12032		2.46	2.94	◇
		EK12042		2.48	2.94	◇
		EK120U		2.50	2.94	◇
		EK135FT	+UA15T	2.52	2.94	◇
		EKM6022IS		4.6	2.90	◇
		EKM60UNV	+UA22	6.11	2.90	◇
		EK60UNV	+UA22	6.12	2.90	◇
		EK120UNV	+UA12TKL	6.13	2.94	◇



Tool application chart

**Cable end-sleeves to DIN 46228, part 1 and DIN 46228, part 4
Insulated cable end-sleeves for short circuit resistant conductors**

Part 2 of 2

Tool type	Crimping range corresponds to nominal cross-section mm ²	Crimping Tool		Catalogue page		Crimp profile
		Part No.	Crimping head / adapter	Crimping Tool	Crimping die	
Hydraulic crimping systems	25 - 240	THK22		2.68	2.90	◇
		THK120		2.72	2.94	◇
		HK252	+25A13	2.78	2.94	◇
Hydraulic crimping heads	25 - 240	PK22		2.68	2.90	◇
		PK12042		2.72	2.94	◇
		PK120U		2.74	2.94	◇
		PK252	+25A13	2.76	2.94	◇
		PK60UNV	+UA22	6.10	2.90	◇